



MINING CITY

Mining City Mining Plans

Mining City provides Members the chance to take part in one of the largest organized cryptocurrency mining operations in the world. Members can purchase Bitcoin (BTC) and Bitcoin Vault (BTCV) Mining Plans and enjoy the daily Mining Income that is generated by the hash power of these Mining Plans.

PRIMARY	STANDARD	BRONZE	SILVER	GOLD	PLATINUM
\$300	\$600	\$1,200	\$2,400	\$4,200	\$12,600
3 TH/s	6 TH/s	12 TH/s	24 TH/s	42 TH/s	126 + 12 TH/s
0.5 Binary Point	1 Binary Point	2 Binary Points	4 Binary Points	7 Binary Points	21 Binary Points

Mining City offers six different Bitcoin and Bitcoin Vault Mining Plans. When you purchase any of these Mining Plans you are actually purchasing a contract for 1,100 days of Bitcoin or Bitcoin Vault mining at a specified hash power.

Mining City Compensation Plans

In addition to daily Mining Income, Mining City also provides Members commissions paid in BTC or BTCV through the Compensation plans. The commissions are generated through the referral system and are based around the Binary Tree and the Team Tree.

The size of Commissions for the referral system varies based on Members' performance, where the better they perform, the greater the Commissions that they can receive. Compensation Plan commissions are received based on the following criteria:

- Rank
- Team Tree structure
- Binary Tree structure

These points will be explained in detail below.

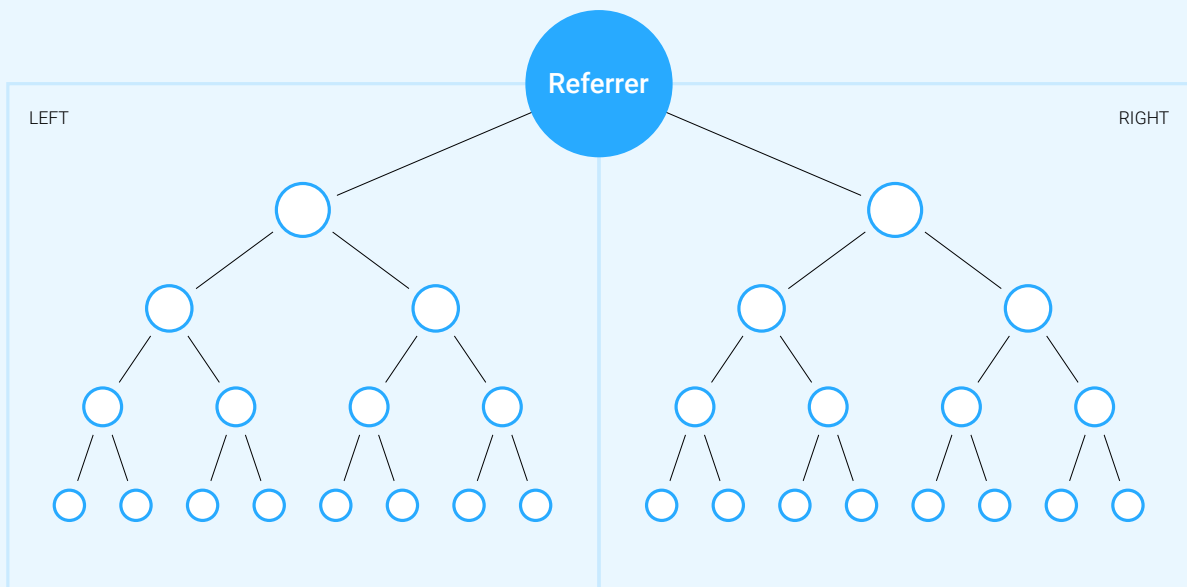


MINING CITY

Binary Tree

The Binary Tree is a 2-leg tree, where each position has a left and right position. Only your Referrer can position you into the Binary Tree after you purchase a Mining Plan. Once positioned in the Binary Tree, you cannot be moved, however, you will be able to add your Members into the Binary Tree into an open position below you on your left or right side.

An example segment of the Binary Tree Structure:





The Binary Tree allows you to accumulate Binary Points. For each Mining Plan you receive Binary Points, as shown below:

Mining Plan	Price	Mining Power	Binary Points
Primary	\$300	3 TH/s	0.5
Standard	\$600	6 TH/s	1
Bronze	\$1,200	12 TH/s	2
Silver	\$2,400	24 TH/s	4
Gold	\$4,200	42 TH/s	7
Platinum	\$12,600	126 + 12 TH/s	21

When you are added to the Binary Tree, the Binary Points generated from your Mining Plans' value are added to the tree. Additionally, if you later purchase a Mining Plan, then these Binary Points are also added to the tree. The Binary Points go to all members above you and are added to the left or right total, depending on which leg the Binary Points come from.

The total amount of Binary Points that can be accumulated in a 24-hour period is determined by your Rank. Once you reach the maximum daily amount of Binary Points according to your Rank on your weaker leg (the leg of the Binary Tree below you that has fewer Binary Points), no more Binary Points will be accumulated on either of your legs until the following day.



Team Tree

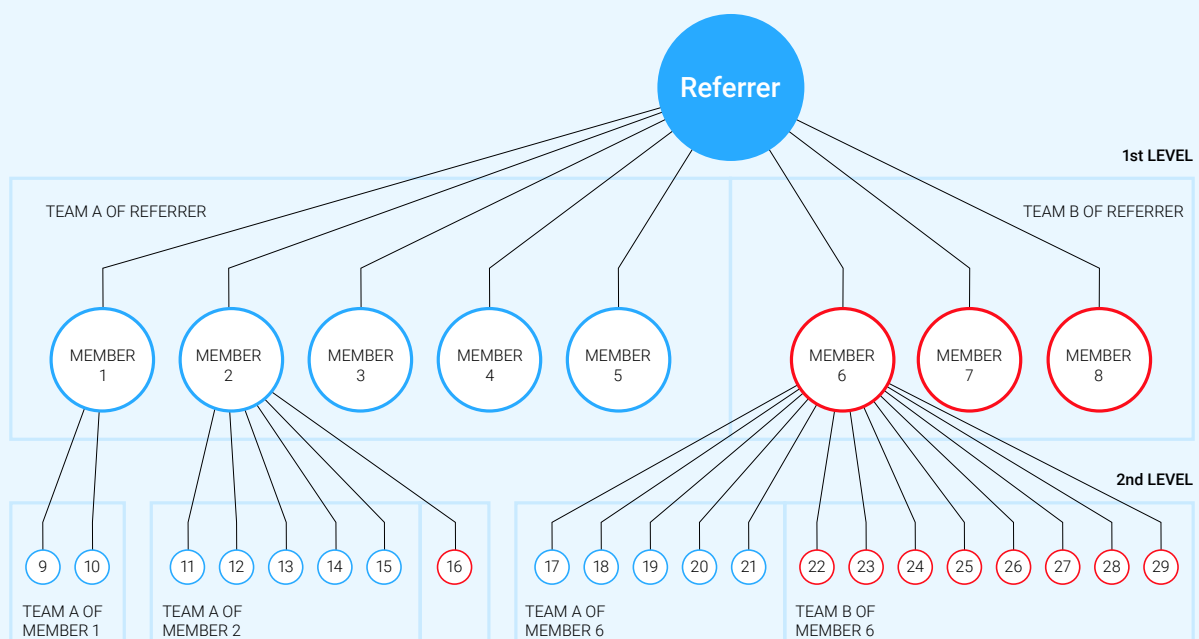
The Team Tree consists of the Members that you refer and those Members which have been referred by Members of your Team Tree. In order to be added to your Team Tree, Members must first purchase a Mining Plan. The **1st Level** of your Team Tree consists of Members directly referred by you; the **2nd Level** of your Team Tree consists of Members referred by your 1st Level Members, and so on. There is no limit to the number of Levels that can exist in your Team Tree.

Team A and Team B

The first 5 Members that are referred by you and purchase a Mining Plan are placed in your Team A – all additional Members that you refer, who purchase a Mining Plan, are placed in your Team B. Members in both Teams, Team A and Team B, make up the 1st level of your Team Tree.

It is not possible to change the Team in which a Member is placed.

Every Team Tree has a number of legs (“tree branches”). Each Member in the 1st Level of your Team Tree, along with his / her Team Tree, represents one leg in your Team Tree.



Team A of Team B (B-A Structure)

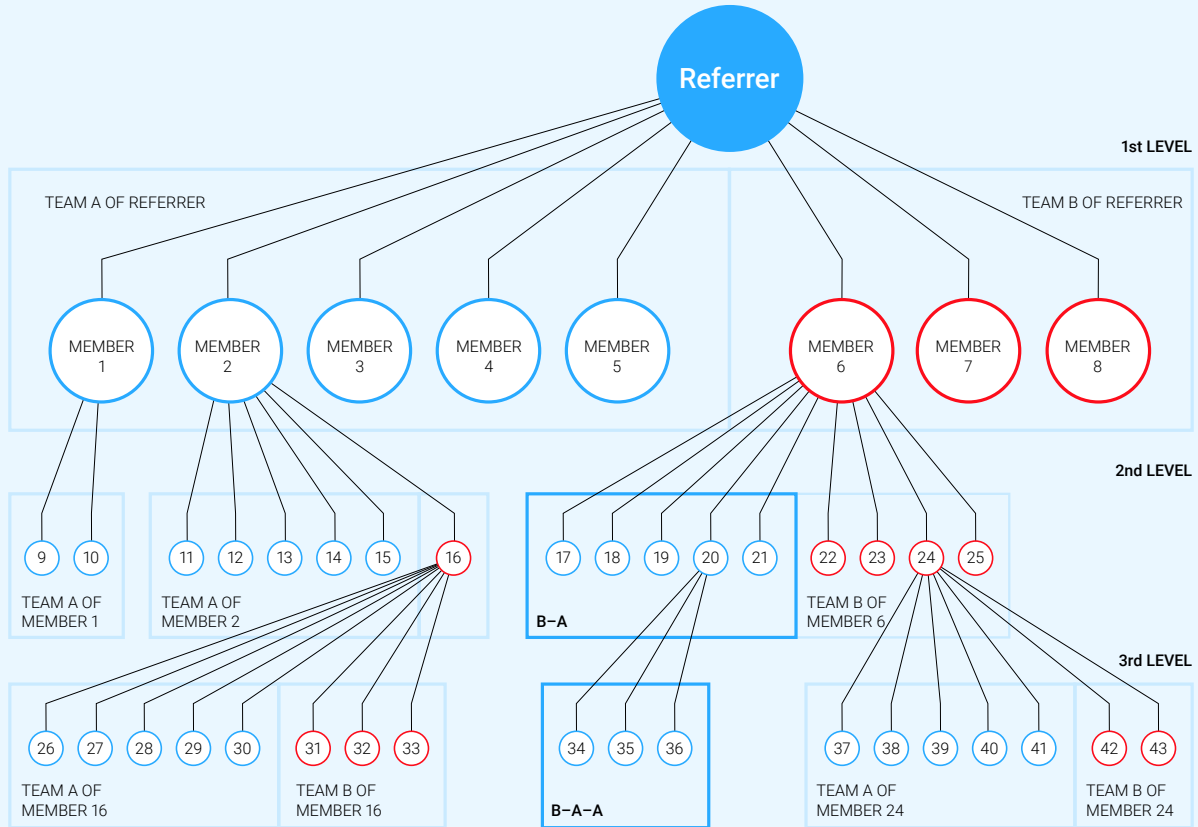
The Team A of your Team B Members is part of the 2nd Level of your Team Tree, and is part of your B-A Structure, as well as the Team A of every Member in your B-A Structure at every Level down.

Members in the B-A-A segment of your B-A Structure are Members in the 3rd Level of your Team Tree.



MINING CITY

Below is an example of the B-A structure of a segment of a Member's Team Tree:



Member Ranks

Based on the performance of Members, they achieve Ranks. Each Rank can be achieved when the Rank requirements are met by the Member.

Rank Requirements

Personal Purchase (Binary Points): This refers to how many Binary Points a Member's Personal Purchases contribute to the Binary Tree.

Team Tree Sales: This refers to how much sales a Member's Team Tree generates.

Sales Volume: This is the sum of a Member's Personal Purchases + Team Tree Sales.

Qualifications: Structure – specific requirements of a Member's Team Tree.



MINING CITY

Ranks	Personal Purchase (Binary Points)	Sales Volume	Qualifications
 Resident	\$300 (0.5 BP)	\$300	-
 Citizen	\$600 (1 BP)	\$600	-
 City Builder	\$600 (1 BP)	\$12,000	You need to refer 5 Citizens.
 City Developer	\$600 (1 BP)	\$60,000	You need a total of 3 City Builders, each coming from a different leg in your Team Tree (at least one from Team A).
 City Manager	\$2,400 (4 BP)	\$300,000	You need a total of 3 City Developers, each coming from a different leg in your Team Tree (at least one from Team A).
 City Chief Manager	\$4,200 (7 BP)	\$2,400,000	You need a total of 3 City Managers, each coming from a different leg in your Team Tree (at least one from Team A).
 City Mayor	\$12,600 (21 BP)	\$12,000,000	You need a total of 3 City Chief Managers, each coming from a different leg in your Team Tree (at least one from Team A).
 Governor	\$13,800 (23 BP)	\$100,000,000	You need a total of 3 City Mayors, each coming from a different leg in your Team Tree (at least one from Team A).

Only 50% of the total Team Tree Sales volume is counted from one Team Tree leg.



MINING CITY

Compensation Plans

There are 3 Compensation Plans which are available to Mining City Members. Each Compensation Plan provides Members with the possibility to receive Commissions based on their referral structures and Ranks.

Compensation Plan 1 – Binary Tree Bonus (Cycle Dependent):

This Compensation Plan is based on the Binary Tree and takes into account the Binary Points contributed by Members to the Binary Tree when they make a Mining Plan purchase.









Members receive Commissions based on the amount of Cycles generated by the Binary Points contributed by Members below them in the Binary Tree.

When the sum of Binary Points contributed by Members below you in the Binary Tree reaches 5 Binary Points on the left leg and 5 Binary Points on the right leg, a cycle is generated. For each Cycle that is generated, you receive Commissions and 5 Binary Points are consumed in each of the 2 legs.

You can receive Commissions for up to a certain amount of Cycles per day, depending on your Rank. Daily cycle limits per Rank can be seen below:



MINING CITY

Rank	Max Cycles Per Day	Max Daily Earnings
 Resident	1	\$200
 Citizen	4	\$800
 City Builder	5	\$1,000
 City Developer	6	\$1,200
 City Manager	8	\$1,600
 City Chief Manager	10	\$2,000
 City Mayor	12	\$2,400
 Governor	14	\$2,800

For each generated Cycle you receive \$200 in Bitcoin and / or Bitcoin Vault, based on the proportion of the Binary Points that originate from Bitcoin (BTC) or Bitcoin Vault (BTCV) Mining Plan purchases. The payments in BTC and BTCV are made at the current exchange rate during Commission payouts.

It is important to note that once you reach the maximum amount of cycles for the day, additional Binary Points generated will not be added to either of your legs.

If the maximum number of Cycles is not generated for a given day, then the Binary Points left over after the generation of Cycles will remain for future use.



MINING CITY

CP1 Example:

You are a Citizen.

You start the day with 4 BP (2 – BTC; 2 – BTCV) on your left leg and 40 BP (13 – BTC; 27 – BTCV) on your right leg.

Below you in your left leg there are purchases that generate:

- 4 BP from BTC purchases
- 7 BP from BTCV purchases

Below you in your right leg there are purchases that generate:

- 11 BP from BTC purchases
- 15 BP from BTCV purchases

Your Binary Point totals:

- Left – 6 BP from BTC, 9 BP from BTCV = 15 BP
- Right – 24 BP from BTC, 42 BP from BTCV = 66 BP

3 cycles are generated, consuming 15 BP from both sides.

First, BPs from BTCV purchases are consumed.

- Left: 9 BP from BTCV and 6 BP from BTC are consumed
- Right: 15 BP from BTCV are consumed.

Payment for the 3 cycles is divided between BTC and BTCV based on proportion:

- 1st cycle: 5 BTCV BP from the Left, 5 BTCV BP from the Right
Left (50% of \$200 in BTCV) + Right (50% of \$200 in BTCV)

- 2nd cycle: 4 BTCV BP + 1 BTC BP from the Left, 5 BTCV BP from the Right
Left (40% of \$200 in BTCV + 10% of \$200 in BTC)
+ Right (50% of \$200 in BTCV)

- 3rd cycle: 5 BTC BP from the Left, 5 BTCV BP from the Right
Left (50% of \$200 in BTC) + Right (50% of \$200 in BTCV)



MINING CITY

Compensation Plan 2 – Binary Matching Bonus

This Compensation Plan is based on the Team Tree and takes into account the Cycles generated (Compensation Plan 1) by Members in your Team Tree. Your Rank defines from how many Levels you can get Compensation Plan 2 Commissions – please see table below:

Team Tree Match Level	Rank
1st Level	Resident
Up to 2nd Level	Citizen
Up to 4th Level	City Builder
Up to 6th Level	City Developer
Up to 8th Level	City Manager
Up to 9th Level	City Chief Manager
Up to 10th Level	City Mayor
Up to 11th Level	Governor

For every Cycle generated by a Member in your Team Tree at Levels for which you can receive Compensation Plan 2 Commissions, you earn \$10 in Bitcoin and / or Bitcoin Vault, based on the proportion of the Binary Points of each Cycle that originates from Bitcoin (BTC) or Bitcoin Vault (BTCV) Mining Plan purchases. The payments in BTC and BTCV are made at the current exchange rate during Commission payouts.

CP2 Example:

You are a Citizen.

In the 2nd Level of your Team Tree a Member generates a cycle with the following configuration:

Left – 5BP from BTCV

Right – 3 BP from BTCV, 2 BP from BTC

The cycle consists of:

8 BTCV BP (80%)

2 BTC BP (20%)

For this Member's generated cycle you will receive:

$80\% \times \$10 = \8 in BTCV

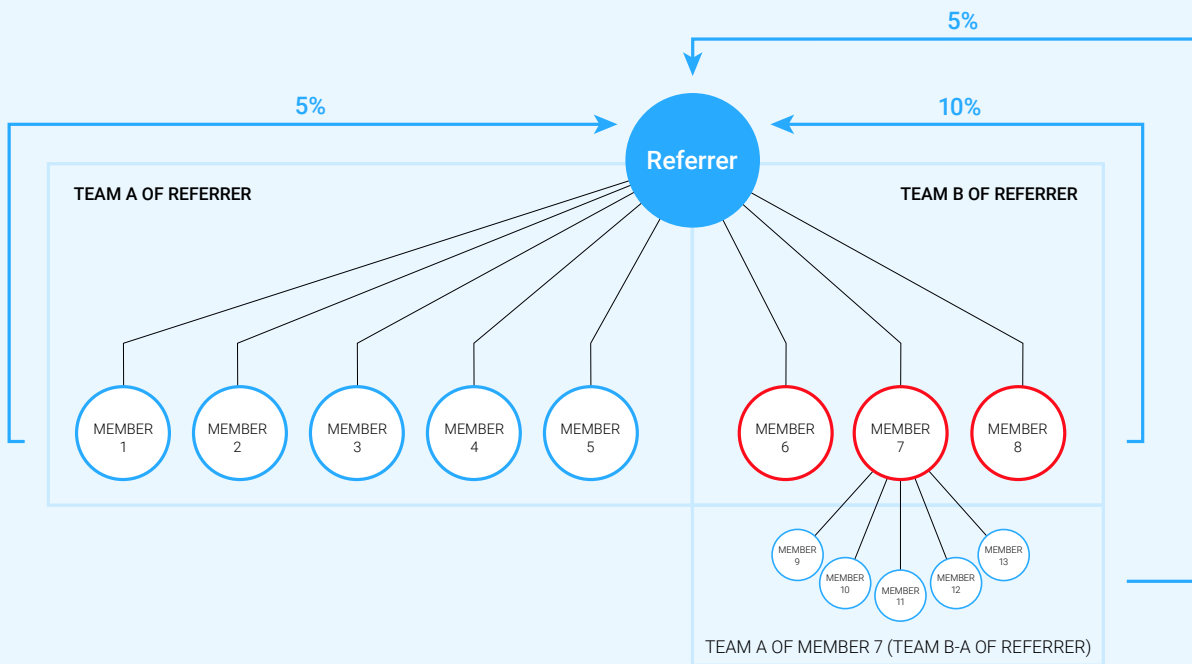
$20\% \times \$10 = \2 in BTC



MINING CITY

Compensation Plan 3 – Plan Bonus

This Compensation Plan is based on the Team Tree and takes into consideration the Mining Plan purchases of Members in your Team Tree. Commissions are generated when a Member in your **Team A**, **Team B**, or **B-A Structure** makes a Mining Plan purchase. Depending on the type of Mining Plan purchased, the commissions are earned in either BTC or BTCV.



You can receive Compensation Plan 3 Commissions for each Member's Mining Plans up to the Mining Plan total you purchased. Commissions exceeding the amount that you are entitled to receive are placed in your **Commission Held balance (Aside Balance)**. To unlock funds from the Commission Held balance, purchase additional Mining Plans to raise your total Mining Plans.

It is important to note that BTC and BTCV plans are counted separately.

Note: Commissions paid out for Mining Plans purchased before the introduction of the new Mining Plan configurations in April 2020 will be based on the value of those Mining Plans at the time of their purchase (1 Standard Mining Plan = \$500).

Commissions for the Purchases in your Team Tree:

- **Team A**
You earn 5% in Commissions for the Mining Plan purchases of the Members in your Team A (1st Level only).
- **Team B**
You earn 10% in Commissions for the Mining Plan purchases of the Members in your Team B (1st Level only).



MINING CITY

- **B-A Structure**

You earn 5% in Commissions for the Mining Plan purchases of the Members in your B-A Structure. Your Rank defines from how many Levels of your Team Tree you can get B-A Structure Commissions:

- Resident – Does not apply;
- Citizen – Up to 10 Levels;
- City Builder – Up to 15 Levels;
- City Developer – Up to 20 Levels;
- City Manager – Up to 30 Levels;
- City Chief Manager / City Mayor / Governor – No Level limits.

CP3 Example

You have a Silver BTCV Mining Plan (\$2,400) and a Member in your Team A purchases a Gold BTCV Mining Plan (\$4,200).

You will receive Commissions for \$2,400 of your Member's purchase, and Commissions for

$$\$4,200 - \$2,400 = \$1,800$$

\$1,800 of the purchase will be set aside in your Commission Held balance.

Current Commissions = $\$2,400 \times 5\% = \120 in BTCV [paid out at the current exchange rate]

Commission Held = $\$1,800 \times 5\% = \90 in BTCV

In order to unlock funds placed in the Commission Held balance for this Member's Mining Plan purchase, you should purchase additional BTCV Mining Plans. If you purchase an additional Standard BTCV Mining Plan (\$600), then you will unlock and earn \$30 in BTCV Commissions for \$600 worth of Mining Plans, and so on.